



PVC & HDPE Pipe for Municipal Waterworks Applications



Table of Contents

PVC



PRESSURE RATED PIPE

C900 Pressure Pipe.....	6
Schedule 40 Pressure Pipe.....	7
Schedule 40 Pressure/DWV Pipe.....	8
Schedule 80 Pressure Pipe.....	9
IPS SDR Solvent-Weld Pressure Pipe.....	10
IPS SDR Gasketed Pressure Pipe.....	12



SEWER PIPE

Gasketed Gravity Sewer Pipe.....	14
Solvent-Weld Sewer Pipe.....	16



NATURAL GAS SLEEVING PIPE

Sleeve-It™ PVC.....	17
---------------------	----

PVC Truck Loading Chart.....	18
------------------------------	----

HDPE



WATER-LINE™ WATER PIPE

Crystal-Line™ Water Pipe & Tubing.....	23
Fire Protection.....	29

HDPE Truck Loading Chart.....	31
-------------------------------	----

Municipal Waterworks

Building Sustainable Water Infrastructure Across the U.S.

Atkore is your trusted partner for municipal waterworks projects, providing pipe for **potable water**, **reclaimed water**, and **sewer** applications. We support critical infrastructure initiatives across the U.S. with our nationwide manufacturing footprint and cost-effective, corrosion-resistant PVC and HDPE products.

Sustainable Pipe with Longevity

PVC & HDPE have been proven to outperform and outlast ductile iron and other traditional materials.

Build America, Buy America Certified

Our PVC & HDPE pipe is proudly made in the U.S. and is BABA compliant.

Tested to the Highest Standards

Heritage Plastics products conform to relevant codes and standards to ensure quality and safety. This includes AWWA, FM, NSF, and ASTM.

Applications



Potable Water

Safe drinking water is foundational to our society, yet aging infrastructure across the U.S. is posing challenges to health and safety. PVC and HDPE pipe are high-quality, long-lasting solutions for building the next generation of potable water infrastructure.



Sewer & Wastewater

Reliability is top priority for ensuring effective wastewater infrastructure. Atkore offers PVC and HDPE products that withstand challenging ground conditions and meet your project specs.



Reclaimed Water

Making the most of our resources by utilizing reclaimed water is key for sustainability. PVC and HDPE pipe provides an ideal solution for reliable reclaimed water distribution.

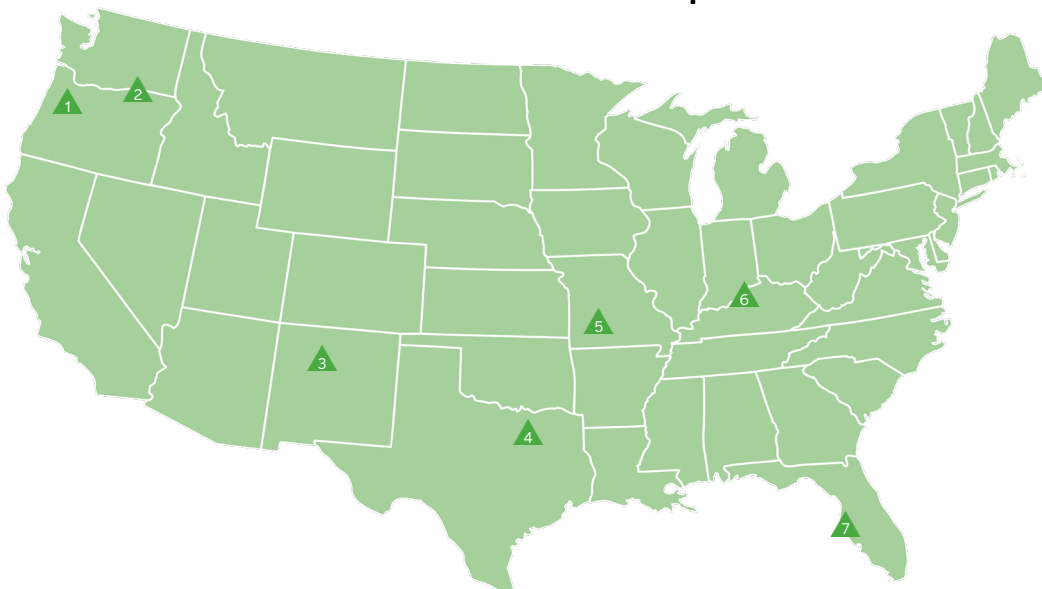
About



Atkore (NYSE: ATKR) is a global manufacturer of industrial products with 5,000+ employees and 49 manufacturing and distribution plants. Atkore produces a wide range of PVC and HDPE pipe products for Municipal Waterworks, Plumbing, Irrigation, Oil & Gas, Natural Gas, Industrial, and Electrical applications through the Heritage Plastics and United Poly Systems brands.

With our expansive product offerings, large network of manufacturing locations, and relentless focus on our customer service, we provide an end-to-end solution for water infrastructure projects. Atkore pipe is proudly made in the U.S.A. and is Build America, Buy America compliant.

PVC & HDPE Pipe Plant Locations



- ▲ 1 Eugene, OR
- ▲ 2 Pendleton, OR
- ▲ 3 Albuquerque, NM
- ▲ 4 Dallas, TX
- ▲ 5 Springfield, MO
- ▲ 6 Louisville, KY
- ▲ 7 Tampa, FL



Sustainability



Atkore's focus on sustainability can be seen in every facet of our operations: from achieving the ESG goals we set toward reducing carbon and GHG emissions two years ahead of our target, to our dedication to increasing energy efficiency at our plants, through the continued development of our climate risk management strategy.

In 2023, we were recognized by Newsweek as one of America's Greenest Companies, were included in USA Today's list of America's Climate Leaders, and received the Ecovadis Bronze Sustainability Rating for the second year in a row.



Learn more about
Atkore's ESG Goals

Our Commitment to Customers

At Atkore, our focus is on customer relationships. We strive for excellence in getting you the products you need, when you need them. Our team is always ready to support critical projects across the U.S. with high-quality pipe that's built to last.



How to Order



Placing an Order

Step 1: Complete a credit application and submit a W9 through your agent or customer service representative to get set up in our system.

Step 2: Work with your agent or CSR to obtain a quote and then submit a PO for the order.

Contact Customer Service: WaterProductCustomerService@atkore.com

Note that special orders are non-cancelable, non-returnable, and non-refundable.



Warranty Information

- Goods will materially conform to published specifications and be free from defects in materials and workmanship 12 months from date of manufacture.
- Repair or replacement of defective product.



See full
warranty details

PVC



PVC Pressure Rated Pipe

AWWA C900 Pressure Pipe

- Conforms to AWWA C900 and UL1285 as listed by NSF in accordance with Standard NSF 14
- Listed to FM 1612 for DR 14 and DR 18 products
- Each spigot end is beveled to facilitate assembly and double reference marked to indicate proper insertion depth
- Product manufactured with one integral gasketed bell per length
- Standard laying length of pipe is 20 feet
- Standard color is blue
- Green and purple are available upon request



Trade Size (in)	Part Number	Average OD (in)	Weight per Foot (WPF)	Crate Quantity (ft)
DR 25 - Pressure Rating 165 psi				
4	3640020G	4.800	1.898	960
6	3660020G	6.900	3.931	280
8	3680020G	9.050	6.800	200
10	36100020G	11.100	10.291	160
12	36120020G	13.200	14.583	60
DR 18 - Pressure Rating 235 psi*				
4	3740020G	4.800	2.594	960
6	3760020G	6.900	5.376	280
8	3780020G	9.050	9.309	200
10	37100020G	11.100	14.095	160
12	37120020G	13.200	19.988	60
DR 14 - Pressure Rating 305 psi*				
4	3840020G	4.800	3.282	960
6	3860020G	6.900	6.809	280
8	3880020G	9.050	11.798	200
10	38100020G	11.100	17.876	160
12	38120020G	13.200	25.357	60

*FM pressure rating is 250 psi for DR 14 and 185 psi for DR 18.

PVC Pressure Rated Pipe

Schedule 40 Pressure Pipe

- Conforms to ASTM D1785
- Conforms to ASTM D2665 for DWV applications in 1 1/2", 2", 3", 4", and 6"-12" trade sizes
- Conforms to ASTM F480 for well casing applications in 2"-12" trade sizes
- Certified to the requirements of NSF 14 or NSF 61
- Product manufactured with one integral solvent-weld bell per length
- Standard overall pipe length is 10 feet or 20 feet
- Standard color is white



Trade Size (in)	Part Number		Pressure Rating (psi)	Average OD (in)	Weight per Foot (WPF)	Crate Quantity (ft)	
	10-foot	20-foot				10-foot	20-foot
1/2	5405010	5405020	600	0.840	0.166	3,600	7,200
3/4	5407510	5407520	480	1.050	0.221	4,000	8,000
1	5410010	5410020	450	1.315	0.328	2,800	5,600
1 1/4	5412510	5412520	370	1.660	0.444	2,200	4,400
1 1/2	5415010	5415020	330	1.900	0.531	1,800	3,600
2	5420010	5420020	280	2.375	0.714	1,050	2,100
2 1/2	5425010	5425020	300	2.875	1.132	730	1,460
3	5430010	5430020	260	3.500	1.481	750	1,500
4	5440010	5440020	220	4.500	2.111	570	1,140
5	5450010	5450020	190	5.563	2.860	380	760
6	5460010	5460020	180	6.625	3.714	260	520
8	5480010	5480020	160	8.625	5.591	150	300
10	—	54100020	140	10.750	7.928	—	80
12	—	54120020	130	12.750	10.483	—	60

PVC Pressure Rated Pipe

Schedule 40 Pressure/DWV Pipe

- Conforms to ASTM D1785
- Conforms to ASTM D2665 for DWV applications in 1 1/2", 2", 3", 4", and 6"-12" trade sizes
- Certified to the requirements of NSF 14 or NSF 61
- Product manufactured in plain end
- Standard overall pipe length is 10 feet or 20 feet
- Standard color is white



Trade Size (in)	Part Number		Pressure Rating (psi)	Average OD (in)	Weight per Foot (WPF)	Crate Quantity (ft)	
	10-foot	20-foot				10-foot	20-foot
1/2	5405010P	5405020P	600	0.840	0.166	3,600	7,200
3/4	5407510P	5407520P	480	1.050	0.221	4,000	8,000
1	5410010P	5410020P	450	1.315	0.328	2,800	5,600
1 1/4	5412510P	5412520P	370	1.660	0.444	2,200	4,400
1 1/2	5415010P	5415020P	330	1.900	0.531	1,800	3,600
2	5420010P	5420020P	280	2.375	0.714	1,050	2,100
2 1/2	5425010P	5425020P	300	2.875	1.132	730	1,460
3	5430010P	5430020P	260	3.500	1.481	750	1,500
4	5440010P	5440020P	220	4.500	2.111	570	1,140
5	5450010P	5450020P	190	5.563	2.860	380	760
6	5460010P	5460020P	180	6.625	3.714	260	520
8	5480010P	5480020P	160	8.625	5.591	150	300
10	—	54100020P	140	10.750	7.928	—	80
12	—	54120020P	130	12.750	10.483	—	60

PVC Pressure Rated Pipe

Schedule 80 Pressure Pipe

- Conforms to ASTM D1785
- Certified to the requirements of NSF 14 or NSF 61
- Standard overall pipe length is 20 feet
- Standard color is gray
- Product manufactured in plain end or with one integral solvent-weld bell per length




Trade Size (in)	Part Number	Pressure Rating (psi)	Average OD (in)	Weight per Foot (WPF)	Crate Quantity (ft)
Plain End					
½	5805020P	850	0.840	0.211	7,200
¾	5807520P	690	1.050	0.287	8,000
1	5810020P	630	1.315	0.423	5,600
1¼	5812520P	520	1.660	0.584	4,400
1½	5815020P	470	1.900	0.708	3,600
2	5820020P	400	2.375	0.980	2,100
2½	5825020P	420	2.875	1.495	1,460
3	5830020P	370	3.500	2.002	1,500
4	5840020P	320	4.500	2.928	1,140
5	5850020P	290	5.563	4.061	760
6	5860020P	280	6.625	5.586	520
8	5880020P	250	8.625	8.486	300
Belled End					
½	5805020	850	0.840	0.211	7200
¾	5807520	690	1.050	0.287	8000
1	5810020	630	1.315	0.423	5600
1¼	5812520	520	1.660	0.584	4400
1½	5815020	470	1.900	0.708	3600
2	5820020	400	2.375	0.980	2100
2½	5825020	420	2.875	1.495	1460
3	5830020	370	3.500	2.002	1500
4	5840020	320	4.500	2.928	1140
5	5850020	290	5.563	4.061	760
6	5860020	280	6.625	5.586	520
8	5880020	250	8.625	8.486	300

PVC Pressure Rated Pipe

IPS SDR Solvent-Weld Pressure Pipe

- Conforms to ASTM D2241
- Certified to the requirements of NSF 61 or NSF 14
- Product manufactured with one integral solvent-weld bell per length
- Standard overall pipe length is 20 feet
- Standard color is white



Trade Size (in)	Part Number	Average OD (in)	Weight per Foot (WPF)	Crate Quantity (ft)
SDR 64 - Pressure Rating 63 psi				
8	5980020	8.625	2.396	300
SDR 41 - Pressure Rating 100 psi				
3	5030020	3.500	0.610	1,500
4	5040020	4.500	1.008	1,140
5	5050020	5.563	1.541	760
6	5060020	6.625	2.185	520
8	5080020	8.625	3.704	300
SDR 32.5 - Pressure Rating 125 psi				
1¼	5512520	1.660	0.201	4,400
1½	5515020	1.900	0.231	3,600
2	5520020	2.375	0.352	2,100
2½	5525020	2.875	0.516	1,460
3	5530020	3.500	0.764	1,500
4	5540020	4.500	1.263	1,140
5	5550020	5.563	1.930	760
6	5560020	6.625	2.738	520
8	5580020	8.625	4.641	300
SDR 26 - Pressure Rating 160 psi				
1¼	5112520	1.660	0.213	4,400
1½	5115020	1.900	0.279	3,600
2	5120020	2.375	0.436	2,100
2½	5125020	2.875	0.636	1,460
3	5130020	3.500	0.947	1,500
4	5140020	4.500	1.566	1,140
5	5150020	5.563	2.393	760
6	5160020	6.625	3.394	520
8	5480020	8.625	5.591	300

PVC Pressure Rated Pipe

IPS SDR Solvent-Weld Pressure Pipe (cont'd)

Trade Size (in)	Part Number	Average OD (in)	Weight per Foot (WPF)	Crate Quantity (ft)
SDR 21 - Pressure Rating 200 psi				
¾	5207520	1.050	0.124	8,000
1	5210020	1.315	0.164	5,600
1¼	5212520	1.660	0.261	4,400
1½	5215020	1.900	0.342	3,600
2	5220020	2.375	0.535	2,100
3	5230020	3.500	1.161	1,500
4	5240020	4.500	1.919	1,140
5	5250020	5.563	2.933	760
6	5260020	6.625	4.167	520
8	5280020	8.625	7.039	300
SDR 13.5 - Pressure Rating 315 psi				
½	5305020	0.840	0.101	7,200

PVC Pressure Rated Pipe

IPS SDR Gasketed Pressure Pipe

- Conforms to ASTM D2241
- Certified to requirements of NSF 14 or NSF 61
- Each spigot end is beveled to facilitate assembly and reference marked to indicate proper insertion depth
- Product manufactured with one integral gasketed bell per length
- Standard laying length of pipe is 20 feet
- Standard color is white



Trade Size (in)	Part Number	Average OD (in)	Weight per Foot (WPF)	Crate Quantity (ft)
SDR 64 - Pressure Rating 63 psi				
8	5980020G	8.625	2.462	300
SDR 41 - Pressure Rating 100 psi				
4	5040020G	4.500	1.034	1,140
5	5050020G	5.563	1.580	760
6	1560020G	6.625	2.242	520
8	1580020G	8.625	3.806	300
10	15100020G	10.750	5.934	240
12	15120020G	12.750	8.373	160
SDR 32.5 - Pressure Rating 125 psi				
4	5540020G	4.500	1.295	1,140
5	5550020G	5.563	1.980	760
6	5560020G	6.625	2.809	520
8	5580020G	8.625	4.769	300
10	55100020G	10.750	7.435	240
12	55120020G	12.750	10.490	160

PVC Pressure Rated Pipe

IPS SDR Gasketed Pressure Pipe (cont'd)

Trade Size (in)	Part Number	Average OD (in)	Approximate Weight per Foot (WPF)	Crate Quantity (ft)
SDR 26 - Pressure Rating 160 psi				
3	5130020G		0.964	1500
4	5140020G	4.500	1.605	1140
5	5150020G	5.563	2.454	760
6	5160020G	6.625	3.482	520
8	5180020G	8.625	5.911	300
10	51100020G	10.750	9.216	20
12	51120020G	12.750	13.003	160
SDR 21 - Pressure Rating 200 psi				
1½	5215020G	1.900	0.347	3,600
2	5220020G	2.375	0.542	2,100
2½	5225020G	2.875	0.796	1,460
3	5230020G	3.500	1.182	1,500
4	5240020G	4.500	1.967	1,140
6	5260020G	6.625	4.275	520
8	5280020G	8.625	7.234	300
10	52100020G	10.750	11.277	240
12	52120020G	12.750	15.909	160
SDR 13.5 - Pressure Rating 315 psi				
2	5320020G	2.375	0.819	2,100

PVC Sewer Pipe

Gasketed Gravity Sewer Pipe

- Conforms to ASTM D3034
- Each spigot end is beveled to facilitate assembly and reference marked to indicate proper insertion depth
- Products manufactured with one integral gasketed bell per length
- Standard laying length of pipe is 14 or 20 feet
- Standard color is green



Trade Size (in)	Part Number		Average OD (in)	Weight per Foot (WPF)	Crate Quantity (ft)	
	14-foot	20-foot			14-foot	20-foot
SDR 35						
4	3040014G	3040020G	4.215	1.111	1,176	1,680
6	3060014G	3060020G	6.275	2.473	490	700
8	3080014G	3080020G	8.400	4.428	280	400
10	30100014G	-	10.500	6.948	168	-
12	30120014G	-	12.500	9.952	112	-
15	30150014G	-	15.300	14.826	84	-
SDR 26						
4	3140014G	-	4.215	1.479	1,176	-
6	3160014G	-	6.275	3.281	490	-
8	3180014G	-	8.400	5.896	280	-
10	31100014G	-	10.500	9.253	168	-
12	31120014G	-	12.500	13.151	112	-
15	31150014G	-	15.300	19.745	84	-

PVC Sanitary Pipe

Gasketed Gravity Sewer Pipe (cont'd)

Trade Size (in)	Part Number	Average OD (in)	Weight per Foot (WPF)	Crate Quantity (ft)
PS 46				
18	30180014G	18.701	20.862	28
PS 115				
18	31180014G	18.701	27.774	28

PVC Sewer Pipe

Solvent-Weld Sewer Pipe

- Conforms to ASTM D3034 DR 35
- Product manufactured with one integral solvent-weld bell per length
- Standard overall pipe length is 10 feet or 20 feet
- Standard colors are white and green




Trade Size (in)	Part Number	Length (ft)	Average OD (in)	Weight per Foot (WPF)	Crate Quantity (ft)
Solid-wall - White					
4	3040010	10	4.215	1.079	630
	3040020	20			1,260
6	3060010	10	6.275	2.402	260
	3060020	20			520
8	3080010	10	8.400	4.287	140
Solid-wall - Green					
4	3040010GRN	10	4.215	1.079	630
	3040020GRN	20			1,260
6	3060010GRN	10	6.275	2.402	260
	3060020GRN	20			520

PVC Natural Gas Sleeving

Sleeve-It™ PVC

- Product manufactured with one integral solvent-weld bell per length
- Pipe is intended for sleeving applications and carries no pressure rating
- Standard overall pipe length is 20 feet
- Standard color is yellow



Trade Size (in)	Part Number	Average OD (in)	Weight per Foot (WPF)	Crate Quantity (ft)
Schedule 40				
1½	7415020	1.900	0.5556	4,500
2	7420020	2.375	0.7473	2,800
3	7430020	3.500	1.5500	1,760
4	7440020	4.500	2.2088	1,140
6	7460020	6.625	3.8863	520
8	7480020	8.625	5.8500	300
SDR 26				
1¼	7612520	1.660	0.2230	6,600
1½	7615020	1.900	0.2921	4,500
2	7620020	2.375	0.4564	2,800
3	7630020	3.500	0.9912	1,760
4	7640020	4.500	1.6386	1,140
6	7660020	6.625	3.5515	520

PVC Truck Loading Chart

Product Type	Trade Size	Pieces per Crate	Feet per Crate	Crates per Stack	Single Crate Percentage of Truckload
20-foot lengths Pressure Rated IPS Schedule 40 Schedule 80 Cellular Core DWV	½	360	7,200	9	2.8%
	¾	400	8,000	7	3.6%
	1	280	5,600	6	4.2%
	1¼	220	4,400	7	3.6%
	1½	180	3,600	7	3.6%
	2	105	2,100	7	3.6%
	2½	73	1,460	7	3.6%
	3	75	1,500	4	6.3%
	4	57	1,140	4	6.3%
	5	38	760	4	6.3%
	6	26	520	4	6.3%
	8	15	300	4	6.3%
	10	4	80	8	3.1%
	12	3	60	7	3.6%
20-foot lengths Pressure Rated PIP	6	32	640	4	6.3%
	8	18	360	4	6.3%
	10	12	240	3	8.3%
	12	8	160	4	6.3%
	15	6	120	3	8.3%
20-foot lengths Pressure Rated C900	4	48	960	4	6.3%
	6	14	280	7	3.6%
	8	10	200	5	5.0%
	10	8	160	4	6.3%
	12	3 & 4	60 & 80	7	3.1% & 4.1%

The above chart can be used for mixed truckload volume estimation.
Contact Customer Service for confirmation of full truckload quantities.

PVC Truck Loading Chart


Product Type	Trade Size	Pieces per Crate	Feet per Crate	Crates per Stack	Single Crate Percentage of Truckload
10-foot lengths Cellular Core DWV Pressure Rated DWV 2949	½	360	3,600	9	1.4%
	¾	400	4,000	7	1.8%
	1	280	2,800	6	2.1%
	1¼	220	2,200	7	1.8%
	1½	180	1,800	7	1.8%
	2	105	1,050	7	1.8%
	2½	73	730	7	1.8%
	3	75	750	4	3.1%
	3¼	88	880	4	3.1%
	4	57	570	4	3.1%
	5	38	380	3	4.2%
	6	26	260	4	3.1%
8	15	150	4	3.1%	

The above chart can be used for mixed truckload volume estimation. Contact Customer Service for confirmation of full truckload quantities.

PVC Truck Loading Chart

Product Type	Trade Size	Pieces per Crate	Feet per Crate	Crates per Stack	Single Crate Percentage of Truckload	Full Truckload Totals	
						Crates	Feet
14-foot lengths Gasketed Sewer	4	84	1,176	3	5.6%	18	21,168
	6	35	490	3	5.6%	18	8,820
	8	20	280	3	5.6%	18	5,040
	10	12	168	3	5.6%	18	3,024
	12	8	112	3	5.6%	18	2,016
	15	6	84	3	5.6%	18	1,512
	18	2 & 3	28 & 42	5	2.7 & 4.1%	28	1,050
20-foot lengths Gasketed Sewer	4	84	1,680	3	8.3%	12	20,160
	6	35	700	3	8.3%	12	8,400
	8	20	400	3	8.3%	12	4,800
10-foot lengths Solvent-Weld Sewer	4	63	630	4	3.1%	32	20,160
	6	26	260	4	3.1%	32	8,320
	8	14	140	4	3.1%	32	4,480
20-foot lengths Solvent-Weld Sewer	4	63	1,260	4	6.3%	16	20,160
	6	26	520	4	6.3%	16	8,320
10-foot lengths Drain Line ASTM D2729	3	50	500	8	1.6%	64	32,000
	4	57	570	4	3.1%	32	18,240
	6	26	260	4	3.1%	32	8,320

HDPE



HDPE Part Number Generator

All Atkore Legacy brand part numbers have been replaced, and we now reference our individual HDPE products in literature, labeling and price sheets using the part number builder and a 4-6 digit system SKU number, which are used for RFQ's, order entry and invoicing.


Atkore part numbers are created using ten different values describing the attributes that make up each product and are used to easily identify each product's characteristics.

U 125 05 A OR NN 2 NS US

Part No. Sections	Product	Size	SDR (SIDR)	Segmented	Color	Strip	Pull Tape	Lube	Ribbing	Market
Sample Section Value	Conduit/Duct	1.25"	13.5	Single way reel	Orange	None	1130#	None	Smooth	Smooth
Sample Value Code	U	125	05	A	OR	NN	2	N	S	US
Code Finder	UL Listed = U Pressure PE4710 = P MDPE = M	¾" = 075 1" = 100 1.25" = 125 1.5" = 150 2" = 200 2.5" = 250 3" = 300 4" = 400 5" = 500 6" = 600 SCH 40 = 11 SCH 80 = 12 SDR 5 = 13 SDR 26 = 16	SDR 7 = 01 SDR 9 = 02 SDR 11 = 03 SDR 11.5 = 04 SDR 13.5 = 05 SDR 15.5 = 06 SDR 17 = 07 SDR 19 = 08 SDR 21 = 09 SDR 32.5 = 10	Single way reel = A 2way reel = B 3way reel = C 4way reel = D	None = NN Black = BK Red = RD Orange = OR Tan = TN Slate = ST Gray = GY None = NS Green = GN Blue = BL Pink = PK White = WH Terra Cotta = TC Lime = LM Brown = BN Lilac = LC	None = NN Black = BK Red = RD Orange = OR Tan = TN Slate = ST Gray = GY None = NS Green = GN Blue = BL Pink = PK White = WH Terra Cotta = TC Lime = LM Brown = BN Lilac = LC	None = N 200# = 1 1130# = 2 1250# = 3 1800# = 4 2500# = 5 2500# Detectable = 6 1250# Detectable = 7 1800# Detectable = 8 4000# = 9	None = N Lubricated = Y	Smooth = S Ribbed = R	UL 651a Listed = US NSF 61 Potable Water = NS AWWA Water = AS Oil&Gas Gathering = FS MDPE Gas Distribution = MS HDPE D2513 O&G STREAMLINE = DS HDPE BLACK D5213 (GAS DISTRIBUTION) = HS Geothermal = GS

Crystal-Line™ Water Pipe & Tubing

- Applications include potable water, reclaimed water, and sewer
- Conforms to ASTM D2737, ASTM D3035, ASTM F714, AWWA C901, AWWA C906
- Certified to FM for SDR 7, 9, and 11 in trade sizes 4" and up
- Certified to NSF for potable water applications
- Diameter range of 3/4" - 26"
- IPS, CTS, and DIPS pipe sizes
- Available in sticks, coils, and reels
- Standard colors are black; black with blue, lavender, or green striping; and solid blue, lavender, or green for tubing



Nominal Pipe Size (in)	SDR	Dimensions		Approximate Weight per 100'	Standard
		Average OD (in)	Min. Wall Thickness (in)		
IPS					
3/4	13.5	1.050	0.078	10.4	ASTM D3035
3/4	11	1.050	0.095	12.6	ASTM D3035
3/4	9	1.050	0.117	15.0	ASTM D3035/AWWAC901
3/4	7	1.050	0.150	18.5	ASTM D3035
1	13.5	1.315	0.097	16.4	ASTM D3035
1	11	1.315	0.120	19.8	ASTM D3035
1	9	1.315	0.146	23.5	ASTM D3035/AWWAC901
1	7	1.315	0.188	29.1	ASTM D3035
1 1/4	17	1.660	0.098	21.1	ASTM D3035
1 1/4	15.5	1.660	0.107	23.0	ASTM D3035
1 1/4	13.5	1.660	0.123	26.1	ASTM D3035
1 1/4	11	1.660	0.151	31.4	ASTM D3035
1 1/4	9	1.660	0.184	37.4	ASTM D3035/AWWAC901
1 1/4	7	1.660	0.237	46.3	ASTM D3035
1 1/2	17	1.900	0.112	27.6	ASTM D3035
1 1/2	15.5	1.900	0.123	30.1	ASTM D3035/AWWAC901
1 1/2	13.5	1.900	0.141	34.2	ASTM D3035
1 1/2	11	1.900	0.173	41.1	ASTM D3035
1 1/2	9	1.900	0.211	49.0	ASTM D3035/AWWAC901
1 1/2	7	1.900	0.271	60.7	ASTM D3035
2	17	2.375	0.140	43.1	ASTM D3035
2	15.5	2.375	0.153	47.0	ASTM D3035
2	13.5	2.375	0.176	53.4	ASTM D3035
2	11	2.375	0.216	64.2	ASTM D3035

These are nominal values and used as guidelines only.
This is not a product specification and does not indicate minimum or maximum operating values.

Crystal-Line™ Water Pipe (cont'd)

Nominal Pipe Size (in)	SDR	Dimensions		Approximate Weight per 100'	Standard
		Average OD (in)	Min. Wall Thickness (in)		
IPS					
2	9	2.375	0.264	76.6	ASTM D3035/AWWAC901
2	7	2.375	0.339	94.8	ASTM D3035
3	17	3.500	0.206	93.6	ASTM D3035
3	15.5	3.500	0.226	102.0	ASTM D3035
3	13.5	3.500	0.259	115.9	ASTM D3035
3	11	3.500	0.318	139.5	ASTM D3035
3	9	3.500	0.389	166.4	ASTM D3035/AWWAC901
3	7	3.500	0.500	205.8	ASTM D3035
4	21	4.500	0.214	126.9	ASTM F714/AWWA C906
4	17	4.500	0.265	154.8	ASTM F714/AWWA C906
4	13.5	4.500	0.333	191.6	ASTM F714/AWWA C906
4	11	4.500	0.409	230.6	ASTM F714/AWWA C906
4	9	4.500	0.500	275.1	ASTM F714/AWWA C906
4	7.3	4.500	0.616	328.6	ASTM F714
4	7	4.500	0.643	340.2	ASTM F714/AWWA C906
6	21	6.625	0.315	275.0	ASTM F714/AWWA C906
6	17	6.625	0.390	335.5	ASTM F714/AWWA C906
6	13.5	6.625	0.491	415.2	ASTM F714/AWWA C906
6	11	6.625	0.602	499.7	ASTM F714/AWWA C906
6	9	6.625	0.736	596.3	ASTM F714/AWWA C906
6	7	6.625	0.946	737.4	ASTM F714/AWWA C906
8	21	8.625	0.411	466.2	ASTM F714/AWWA C906
8	17	8.625	0.507	568.7	ASTM F714/AWWA C906
8	13.5	8.625	0.639	703.7	ASTM F714/AWWA C906
8	11	8.625	0.784	847.0	ASTM F714/AWWA C906
8	9	8.625	0.958	1010.6	ASTM F714/AWWA C906
8	7	8.625	1.232	1249.8	ASTM F714/AWWA C906
10	21	10.750	0.512	724.2	ASTM F714/AWWA C906
10	17	10.750	0.632	883.4	ASTM F714/AWWA C906
10	13.5	10.750	0.796	1093.2	ASTM F714/AWWA C906
10	11	10.750	0.977	1315.7	ASTM F714/AWWA C906
10	9	10.750	1.194	1570.0	ASTM F714/AWWA C906
10	7	10.750	1.536	1941.6	ASTM F714/AWWA C906
12	21	12.750	0.607	1018.7	ASTM F714/AWWA C906
12	17	12.750	0.750	1242.7	ASTM F714/AWWA C906

These are nominal values and used as guidelines only.
This is not a product specification and does not indicate minimum or maximum operating values.

Crystal-Line™ Water Pipe (cont'd)

Nominal Pipe Size (in)	SDR	Dimensions		Approximate Weight per 100'	Standard
		Average OD (in)	Min. Wall Thickness (in)		
IPS					
12	13.5	12.750	0.944	1537.9	ASTM F714/AWWA C906
12	11	12.750	1.159	1850.8	ASTM F714/AWWA C906
12	9	12.750	1.417	2208.5	ASTM F714/AWWA C906
12	7	12.750	1.821	2731.2	ASTM F714/AWWA C906
14	21	14.000	0.667	1228.2	ASTM F714/AWWA C906
14	17	14.000	0.824	1498.3	ASTM F714/AWWA C906
14	13.5	14.000	1.037	1854.2	ASTM F714/AWWA C906
14	11	14.000	1.273	2231.5	ASTM F714/AWWA C906
14	9	14.000	1.556	2662.8	ASTM F714/AWWA C906
14	7	14.000	2.000	3293.0	ASTM F714/AWWA C906
16	21	16.000	0.762	1604.2	ASTM F714/AWWA C906
16	17	16.000	0.941	1956.9	ASTM F714/AWWA C906
16	13.5	16.000	1.185	2421.8	ASTM F714/AWWA C906
16	11	16.000	1.455	2914.6	ASTM F714/AWWA C906
16	9	16.000	1.778	3477.9	ASTM F714/AWWA C906
16	7	16.000	2.286	4301.0	ASTM F714/AWWA C906
18	21	18.000	0.857	2030.4	ASTM F714/AWWA C906
18	17	18.000	1.059	2476.7	ASTM F714/AWWA C906
18	13.5	18.000	1.333	3065.1	ASTM F714/AWWA C906
18	11	18.000	1.636	3688.8	ASTM F714/AWWA C906
18	9	18.000	2.000	4401.7	ASTM F714/AWWA C906
18	7	18.000	2.571	5443.5	ASTM F714/AWWA C906
20	21	20.000	0.952	2506.6	ASTM F714/AWWA C906
20	17	20.000	1.176	3057.7	ASTM F714/AWWA C906
20	13.5	20.000	1.481	3784.0	ASTM F714/AWWA C906
20	11	20.000	1.818	4554.1	ASTM F714/AWWA C906
20	9	20.000	2.222	5434.2	ASTM F714/AWWA C906
20	7	20.000	2.857	6720.3	ASTM F714/AWWA C906
22	21	22.000	1.048	3033.0	ASTM F714/AWWA C906
22	17	22.000	1.294	3699.8	ASTM F714/AWWA C906
22	13.5	22.000	1.630	4578.7	ASTM F714/AWWA C906
22	11	22.000	2.000	5510.5	ASTM F714/AWWA C906
22	9	22.000	2.444	6575.4	ASTM F714/AWWA C906
22	7	22.000	3.143	8131.6	ASTM F714/AWWA C906

These are nominal values and used as guidelines only.
This is not a product specification and does not indicate minimum or maximum operating values.

Crystal-Line™ Water Pipe (cont'd)

Nominal Pipe Size (in)	SDR	Dimensions		Approximate Weight per 100'	Standard
		Average OD (in)	Min. Wall Thickness (in)		
IPS					
24	21	24.000	1.143	3609.5	ASTM F714/AWWA C906
24	17	24.000	1.412	4403.1	ASTM F714/AWWA C906
24	13.5	24.000	1.778	5449.0	ASTM F714/AWWA C906
24	11	24.000	2.182	6557.9	ASTM F714/AWWA C906
24	9	24.000	2.667	7825.3	ASTM F714/AWWA C906
24	7	24.000	3.429	9677.3	ASTM F714/AWWA C906
26	21	26.000	1.238	4236.2	ASTM F714/AWWA C906
26	17	26.000	1.529	5167.5	ASTM F714/AWWA C906
26	13.5	26.000	1.926	6395.0	ASTM F714/AWWA C906
26	11	26.000	2.364	7696.4	ASTM F714/AWWA C906
26	9	26.000	2.889	9183.8	ASTM F714/AWWA C906
26	7	26.000	3.714	11357.4	ASTM F714/AWWA C906
DIPS					
4	21	4.800	0.229	144.6	ASTM F714/AWWA C906
4	17	4.800	0.282	175.9	ASTM F714/AWWA C906
4	13.5	4.800	0.356	218.2	ASTM F714/AWWA C906
4	11	4.800	0.436	262.1	ASTM F714/AWWA C906
4	9	4.800	0.533	312.8	ASTM F714/AWWA C906
4	7	4.800	0.686	387.1	ASTM F714/AWWA C906
6	21	6.900	0.329	298.7	ASTM F714/AWWA C906
6	17	6.900	0.406	364.0	ASTM F714/AWWA C906
6	13.5	6.900	0.511	450.3	ASTM F714/AWWA C906
6	11	6.900	0.627	541.8	ASTM F714/AWWA C906
6	9	6.900	0.767	647.1	ASTM F714/AWWA C906
6	7	6.900	0.986	799.9	ASTM F714/AWWA C906
8	21	9.050	0.431	513.3	ASTM F714/AWWA C906
8	17	9.050	0.532	625.7	ASTM F714/AWWA C906
8	13.5	9.050	0.670	774.4	ASTM F714/AWWA C906
8	11	9.050	0.823	932.8	ASTM F714/AWWA C906
8	9	9.050	1.006	1113.1	ASTM F714/AWWA C906
8	7	9.050	1.293	1376.0	ASTM F714/AWWA C906
10	21	11.100	0.529	772.7	ASTM F714/AWWA C906
10	17	11.100	0.653	941.9	ASTM F714/AWWA C906
10	13.5	11.100	0.822	1165.3	ASTM F714/AWWA C906

These are nominal values and used as guidelines only.
This is not a product specification and does not indicate minimum or maximum operating values.

Crystal-Line™ Water Pipe (cont'd)

Nominal Pipe Size (in)	SDR	Dimensions		Approximate Weight per 100'	Standard
		Average OD (in)	Min. Wall Thickness (in)		
DIPS					
10	11	11.100	1.009	1402.7	ASTM F714/AWWA C906
10	9	11.100	1.233	1673.5	ASTM F714/AWWA C906
10	7	11.100	1.586	2070.0	ASTM F714/AWWA C906
12	21	13.200	0.629	1092.6	ASTM F714/AWWA C906
12	17	13.200	0.776	1331.2	ASTM F714/AWWA C906
12	13.5	13.200	0.978	1648.7	ASTM F714/AWWA C906
12	11	13.200	1.200	1983.8	ASTM F714/AWWA C906
12	9	13.200	1.467	2367.6	ASTM F714/AWWA C906
12	7	13.200	1.886	2927.4	ASTM F714/AWWA C906
14	21	15.300	0.729	1467.8	ASTM F714/AWWA C906
14	17	15.300	0.900	1789.4	ASTM F714/AWWA C906
14	13.5	15.300	1.133	2213.9	ASTM F714/AWWA C906
14	11	15.300	1.391	2665.3	ASTM F714/AWWA C906
14	9	15.300	1.700	3180.2	ASTM F714/AWWA C906
14	7	15.300	2.186	3932.9	ASTM F714/AWWA C906
16	21	17.400	0.829	1898.2	ASTM F714/AWWA C906
16	17	17.400	1.024	2315.4	ASTM F714/AWWA C906
16	13.5	17.400	1.289	2864.4	ASTM F714/AWWA C906
16	11	17.400	1.582	3447.4	ASTM F714/AWWA C906
16	9	17.400	1.933	4112.5	ASTM F714/AWWA C906
16	7	17.400	2.486	5086.6	ASTM F714/AWWA C906
18	21	19.500	0.929	2383.9	ASTM F714/AWWA C906
18	17	19.500	1.147	2906.6	ASTM F714/AWWA C906
18	13.5	19.500	1.444	3596.2	ASTM F714/AWWA C906
18	11	19.500	1.773	4329.8	ASTM F714/AWWA C906
18	9	19.500	2.167	5166.6	ASTM F714/AWWA C906
18	7	19.500	2.786	6388.5	ASTM F714/AWWA C906
20	21	21.600	1.029	2924.9	ASTM F714/AWWA C906
20	17	21.600	1.271	3567.6	ASTM F714/AWWA C906
20	13.5	21.600	1.600	4413.7	ASTM F714/AWWA C906
20	11	21.600	1.964	5312.8	ASTM F714/AWWA C906
20	9	21.600	2.400	6338.5	ASTM F714/AWWA C906
20	7	21.600	3.086	7838.6	ASTM F714/AWWA C906
24	21	25.800	1.229	4172.6	ASTM F714/AWWA C906
24	17	25.800	1.518	5089.4	ASTM F714/AWWA C906

FM does not apply to DIPS sizes

These are nominal values and used as guidelines only.
This is not a product specification and does not indicate minimum or maximum operating values.

Crystal-Line™ Water Pipe (cont'd)

Nominal Pipe Size (in)	SDR	Dimensions		Approximate Weight per 100'	Standard
		Average OD (in)	Min. Wall Thickness (in)		
DIPS					
24	13.5	25.800	1.911	6296.7	ASTM F714/AWWA C906
24	11	25.800	2.345	7577.2	ASTM F714/AWWA C906
24	9	25.800	2.867	9044.0	ASTM F714/AWWA C906
24	7	25.800	3.686	11183.3	ASTM F714/AWWA C906
CTS					
¾	9	0.875	0.097	10.4	ASTM D2737/AWWAC901
1	9	1.125	0.125	17.2	ASTM D2737/AWWAC901
1¼	9	1.375	0.153	25.7	ASTM D2737/AWWAC901
1½	9	1.625	0.181	36.0	ASTM D2737/AWWAC901
2	9	2.125	0.236	61.3	ASTM D2737/AWWAC901

FM does not apply to DIPS sizes

These are nominal values and used as guidelines only.
This is not a product specification and does not indicate minimum or maximum operating values.

Fire Protection Pipe

- For industrial applications
- Certified to FM 1613 for underground fire protection
- Conforms to AWWA C906, ASTM F714
- Diameter range of 4" - 24"
- IPS pipe size
- Available in sticks, coils, and reels
- Standard color is black with optional striping
- PE 4710 resin



Nominal Pipe Size (in)	SDR	Dimensions		Approximate Weight per 100'	Standard
		Average OD (in)	Min. Wall Thickness (in)		
IPS					
4	11	4.500	0.409	230.6	ASTM F714/AWWA C906
4	9	4.500	0.500	275.1	ASTM F714/AWWA C906
4	7	4.500	0.643	340.2	ASTM F714/AWWA C906
6	11	6.625	0.602	499.7	ASTM F714/AWWA C906
6	9	6.625	0.736	596.3	ASTM F714/AWWA C906
6	7	6.625	0.946	737.4	ASTM F714/AWWA C906
8	11	8.625	0.784	847.0	ASTM F714/AWWA C906
8	9	8.625	0.958	1010.6	ASTM F714/AWWA C906
8	7	8.625	1.232	1249.8	ASTM F714/AWWA C906
10	11	10.750	0.977	1315.7	ASTM F714/AWWA C906
10	9	10.750	1.194	1570.0	ASTM F714/AWWA C906
10	7	10.750	1.536	1941.6	ASTM F714/AWWA C906
12	11	12.750	1.159	1850.8	ASTM F714/AWWA C906
12	9	12.750	1.417	2208.5	ASTM F714/AWWA C906
12	7	12.750	1.821	2731.2	ASTM F714/AWWA C906
14	11	14.000	1.273	2231.5	ASTM F714/AWWA C906
14	9	14.000	1.556	2662.8	ASTM F714/AWWA C906
14	7	14.000	2.000	3293.0	ASTM F714/AWWA C906
16	11	16.000	1.455	2914.6	ASTM F714/AWWA C906
16	9	16.000	1.778	3477.9	ASTM F714/AWWA C906
16	7	16.000	2.286	4301.0	ASTM F714/AWWA C906
18	11	18.000	1.636	3688.8	ASTM F714/AWWA C906
18	9	18.000	2.000	4401.7	ASTM F714/AWWA C906
18	7	18.000	2.571	5443.5	ASTM F714/AWWA C906

These are nominal values and used as guidelines only.
This is not a product specification and does not indicate minimum or maximum operating values.

Fire Protection Pipe (cont'd)

Nominal Pipe Size (in)	SDR	Dimensions		Approximate Weight per 100'	Standard
		Average OD (in)	Min. Wall Thickness (in)		
IPS					
20	11	20.000	1.818	4554.1	ASTM F714/AWWA C906
20	9	20.000	2.222	5434.2	ASTM F714/AWWA C906
20	7	20.000	2.857	6720.3	ASTM F714/AWWA C906
22	11	22.000	2.000	5510.5	ASTM F714/AWWA C906
22	9	22.000	2.444	6575.4	ASTM F714/AWWA C906
22	7	22.000	3.143	8131.6	ASTM F714/AWWA C906
24	11	24.000	2.182	6557.9	ASTM F714/AWWA C906
24	9	24.000	2.667	7825.3	ASTM F714/AWWA C906
24	7	24.000	3.429	9677.3	ASTM F714/AWWA C906

These are nominal values and used as guidelines only.
This is not a product specification and does not indicate minimum or maximum operating values.

HDPE Truck Loading Chart

Reels

Reels Per Truck		24	18	16	14	12	12	8
Pipe Diameter	SDR	48" Reel	66" Reel	72" Reel	83" Reel	96" Reel	102" Reel	120" Reel
3/4"	7	4,000'	8,000'	10,000'	X	X	X	X
3/4"	9	4,000'	8,000'	10,000'	X	X	X	X
3/4"	11	4,000'	8,000'	10,000'	X	X	X	X
3/4"	13.5	4,000'	8,000'	10,000'	X	X	X	X
1"	7	2,500'	5,500'	6,500'	10,000'	X	X	X
1"	9	2,500'	5,500'	6,500'	10,000'	X	X	X
1"	11	2,500'	5,500'	6,500'	10,000'	X	X	X
1"	13.5	2,500'	5,500'	6,500'	10,000'	X	X	X
1 1/4"	7	1,000'	3,500'	4,250'	6,600'	8,750'	X	X
1 1/4"	9	1,000'	3,500'	4,250'	6,600'	8,750'	X	X
1 1/4"	11	1,000'	3,500'	4,250'	6,600'	8,750'	X	X
1 1/4"	13.5	1,000'	3,500'	4,250'	6,600'	8,750'	X	X
1 1/4"	15.5	1,000'	3,500'	4,250'	6,600'	8,750'	X	X
1 1/4"	17	1,000'	3,500'	4,250'	6,600'	8,750'	X	X
1 1/2"	7	1,000'	2,500'	3,000'	4,500'	6,300'	7,250'	X
1 1/2"	9	1,000'	2,500'	3,000'	4,500'	6,300'	7,250'	X
1 1/2"	11	1,000'	2,500'	3,000'	4,500'	6,300'	7,250'	X
1 1/2"	13.5	1,000'	2,500'	3,000'	4,500'	6,300'	7,250'	X
1 1/2"	15.5	1,000'	2,500'	3,000'	4,500'	6,300'	7,250'	X
1 1/2"	17	1,000'	2,500'	3,000'	4,500'	6,300'	7,250'	X
2"	7	500'	1,500'	2,000'	2,900'	4,150'	4,500'	X
2"	9	500'	1,500'	2,000'	2,900'	4,150'	5,000'	X
2"	11	500'	1,500'	2,000'	2,900'	4,150'	5,000'	X
2"	13.5	500'	1,500'	2,000'	2,900'	4,150'	5,000'	X
2"	15.5	500'	1,500'	2,000'	2,900'	4,150'	5,000'	X
2"	17	X	1,200'	2,000'	2,700'	4,000'	4,500'	X

HDPE Truck Loading Chart

Reels

Reels Per Truck		24	18	16	14	12	12	8
Pipe Diameter	SDR	48" Reel	66" Reel	72" Reel	83" Reel	96" Reel	102" Reel	120" Reel
3"	7	X	X	X	X	1150'	1,400'	2,400'
3"	9	X	X	X	X	1150'	1,500'	2,400'
3"	11	X	X	X	X	1150'	1,500'	2,400'
3"	13.5	X	X	X	X	1150'	1,500'	2,400'
3"	15.5	X	X	X	X	1,000'	1,400'	2,400'
3"	17	X	X	X	X	1,000'	1,400'	2,400'
4"	7	X	X	X	X	550'	800'	1,500'
4"	9	X	X	X	X	550'	800'	1,500'
4"	11	X	X	X	X	550'	800'	1,500'
4"	13.5	X	X	X	X	550'	800'	1,500'
4"	15.5	X	X	X	X	X	X	X
4"	17	X	X	X	X	X	X	X
6"	7	X	X	X	X	X	X	450'
6"	9	X	X	X	X	X	X	450'
6"	11	X	X	X	X	X	X	450'
6"	13.5	X	X	X	X	X	X	450'
6"	15.5	X	X	X	X	X	X	X
6"	17	X	X	X	X	X	X	X

HDPE Truck Loading Chart

Sticks

Size	Pressure Class	Bundle qty	Bundles/ TL	Stick Length	TL QTY
IPS					
1"	335-65	163	60	20	195600
1"	335-65	163	30	40	195600
2"	335-65	98	36	20	70560
2"	335-65	98	18	40	70560
2"	335-65	98	18	50	88200
3"	335-65	50	28	20	28000
3"	335-65	50	14	40	28000
3"	335-65	50	14	50	35000
4"	335-65	29	28	20	16240
4"	335-65	29	14	40	16240
4"	335-65	29	14	50	20300
6"	335-65	26	16	20	8320
6"	335-65	26	8	40	8320
6"	335-65	26	8	50	10400
7"	335-65	17	20	20	6800
7"	335-65	17	10	40	6800
7"	335-65	17	10	50	8500
8"	335-65	14	16	20	4480
8"	335-65	14	8	40	4480
8"	335-65	14	8	50	5600
10"	335-65	9	16	20	2880
10"	335-65	9	8	40	2880
10"	335-65	9	8	50	3600
12"	335-65	4	24	20	1920
12"	335-65	4	12	40	1920
12"	335-65	4	12	50	2400
14"	335-65	7	24	20	3360
14"	335-65	7	12	40	3360
14"	335-65	7	6	50	2100

HDPE Truck Loading Chart

Sticks

Size	Pressure Class	Bundle qty	Bundles/ TL	Stick Length	TL QTY
IPS					
16"	335-250	6	6	20	720
16"	335-250	6	6	40	1440
16"	335-250	6	4	50	1200
16"	200-65	6	12	20	1440
16"	200-65	6	6	40	1440
16"	200-65	6	5	50	1500
18"	335-250	5	6	20	600
18"	335-250	5	4	40	800
18"	335-250	5	4	50	1000
18"	200-65	5	6	20	600
18"	200-65	5	5	40	1000
18"	200-65	5	5	50	1250
20"	335-65	5	8	20	800
20"	335-65	5	4	40	800
20"	335-65	5	4	50	1000
22"	335-65	4	8	20	640
22"	335-65	4	4	40	640
22"	335-65	4	4	50	800
24"	335-65	4	6	20	480
24"	335-65	4	3	40	480
24"	335-65	4	4	50	800
26"	335-65	3	6	20	360
26"	335-65	3	3	40	360
26"	335-65	3	3	50	450

HDPE Truck Loading Chart

Sticks

Size	Pressure Class	Bundle qty	Bundles/ TL	Stick Length	TL QTY
DIPS					
4"	335-65	29	28	20	16240
4"	335-65	29	14	40	16240
4"	335-65	29	14	50	20300
6"	335-65	26	16	20	8320
6"	335-65	26	8	40	8320
6"	335-65	26	8	50	10400
8"	335-65	14	16	20	4480
8"	335-65	14	8	40	4480
8"	335-65	14	8	50	5600
10"	335-65	9	16	20	2880
10"	335-65	9	8	40	2880
10"	335-65	9	8	50	3600
12"	335-65	7	20	20	2800
12"	335-65	7	10	40	2800
12"	335-65	7	10	50	3500
14"	335-65	3	16	20	960
14"	335-65	3	8	40	960
14"	335-65	3	8	50	1200
16"	335-65	5	12	20	1200
16"	335-65	5	6	40	1200
16"	335-65	5	6	50	1500
18"	335-65	5	8	20	800
18"	335-65	5	4	40	800
18"	335-65	5	4	50	1000
20"	335-65	2	12	20	480
20"	335-65	2	6	40	480
20"	335-65	2	6	50	600
24"	335-65	3	8	20	480
24"	335-65	3	4	40	480
24"	335-65	3	4	50	600


HDPE Truck Loading Chart

Coils

Size	Pressure Class	Coils per Pallet	Pallet Size	Coil Length
IPS				
¾"	335-130	8	48	500
¾"	335-130	3	48	2000
1"	335-130	7	48	500
1"	335-130	5	60	1000
1"	335-130	3	60	2000
1¼"	335-130	5	60	5000
1¼"	335-130	3	80	1000
1¼"	335-130	3	80	2000
1½"	335-130	7	80	500
1½"	335-130	7	80	1000
2"	335-130	7	80	500
2"	335-130	7	80	1000
2"	335-130	7	80	2000
3"	335-139	4	CRADLE OR STANDING	500
3"	335-139	2	CRADLE OR STANDING	1000
4"	335-200	3	CRADLE OR STANDING	500
4"	335-200	2	CRADLE OR STANDING	800
6"	200	2	CRADLE OR STANDING	500
DIPS				
4"	335-65	2	Cradle	500
6"	335-65	2	Cradle	500

Notes

Get in Touch



waterproductcustomerservice@atkore.com



**BUILDING BETTER
TOGETHER**

Atkore

16100 South Lathrop Avenue
Harvey, IL 60426

atkore.com/markets/water

©2024 Atkore. All rights reserved.
ATKR-CAT-6960-2407